

# RescueNet Code Review Install Guide and Hardware/Software Specification

SOFTWARE VERSION 5.8.1 AND NEWER

JUNE 15, 2017

**ZOLL**<sup>®</sup>

© 2017 ZOLL. All rights reserved.

ZOLL is a registered trademark of ZOLL Medical Corporation.

Other product and company names may be the trademarks of their respective owners.

## Table of Contents

Overview	1
Intended Audience	1
How to use this document	1
Installation Prerequisites	1
RescueNet Code Review Standard vs. Enterprise Edition	1
Installation Folder Requirements	2
Installing RescueNet Code Review	2
Getting Help	8

## Overview

This document describes the steps required for a successful RescueNet Code Review installation. The installer must complete all configuration items described in this document to ensure a functioning system.


## Intended Audience

This document is intended for all installers. To familiarize yourself with the steps and items you need to complete the install, read the entire guide before beginning the install.

## How to use this document

This guide is divided into sections in the order that the tasks should be performed. The installer must perform the tasks to ensure a successful installation.

## Installation Prerequisites

 **Important!** RescueNet Code Review versions preceding 5.8.1 must be manually uninstalled prior to the installation of 5.8.1.

RescueNet Code Review supports Microsoft Windows 7, Windows 8.1, Windows 10, as well as Windows Server 2008+. Both 32-bit and 64-bit operating systems are also supported. Any operating system other than those listed are not supported. Installing RescueNet Code Review on an operating system other than those listed may lead to an inoperable system and will not be supported by ZOLL Data Systems.

RescueNet Code Review requires .NET 3.5 and the full Microsoft .NET Framework 4.0. Ensure that they are installed prior to running the install. This redistributable package is available for download from ZOLL's website <http://www.zolldata.com/c-r-downloads/> or [www.microsoft.com](http://www.microsoft.com).

RescueNet Code Review requires Windows Management Framework 3.0+ and Microsoft Windows Installer 4.5 prior to starting the install. This install package is available at [www.microsoft.com](http://www.microsoft.com).

During the install, RescueNet Code Review installs Microsoft MSXML 4.0 sp3 and Microsoft Visual C++ 2013 x86 automatically.

## RescueNet Code Review Standard vs. Enterprise Edition

RescueNet Code Review Standard Edition can be installed without a license key.

RescueNet Code Review Enterprise Edition requires a valid license key. This edition provides access to view 12-Leads and Vital Sign data that could be recorded by the defibrillator as well as additional data entry fields. For more information, see the *RescueNet Code Review Getting Started Guide*.

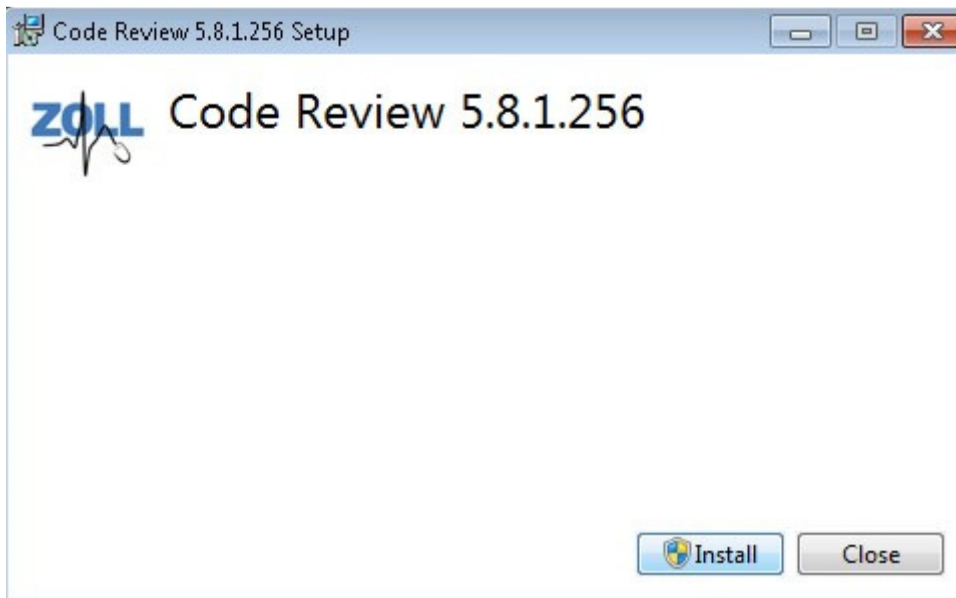
## Installation Folder Requirements

The default RescueNet Code Review installation folder is C:\Program Files (x86)\ZOLL Data Systems.

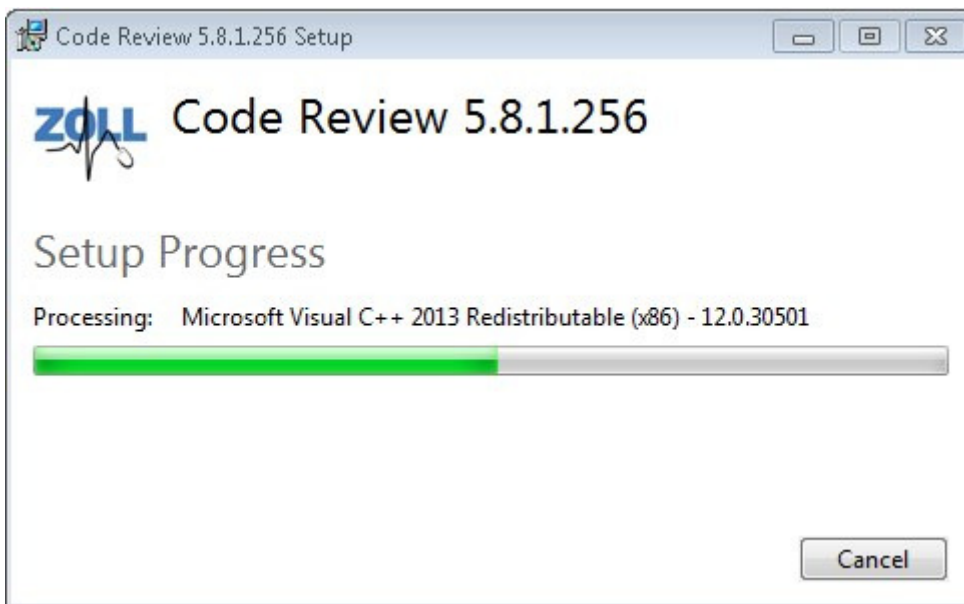
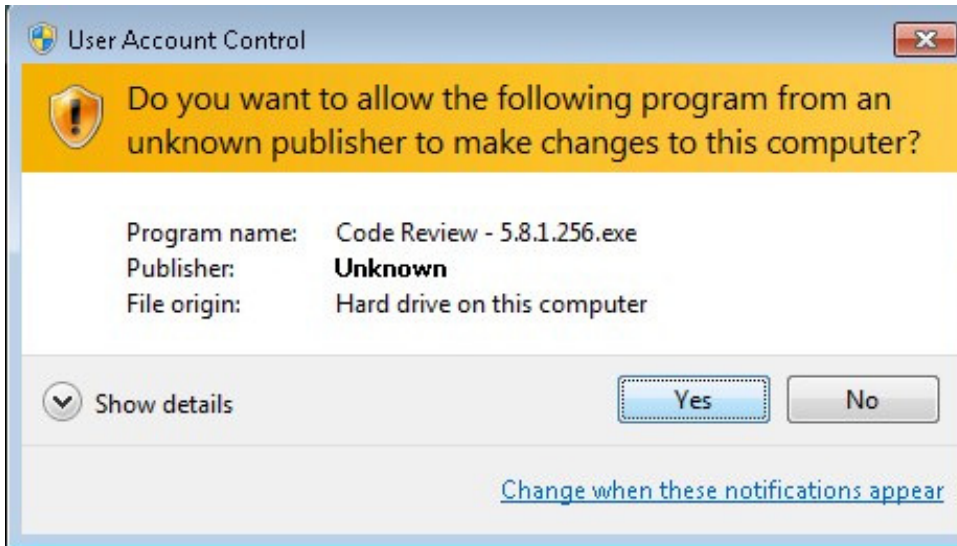
RescueNet Code Review requires a Windows Media Player. This feature must be enabled in the Control Panel.

## Installing RescueNet Code Review

1. Launch the setup wizard by clicking “Code Review – 5.8.1.xxx”.
2. Click **Install**.



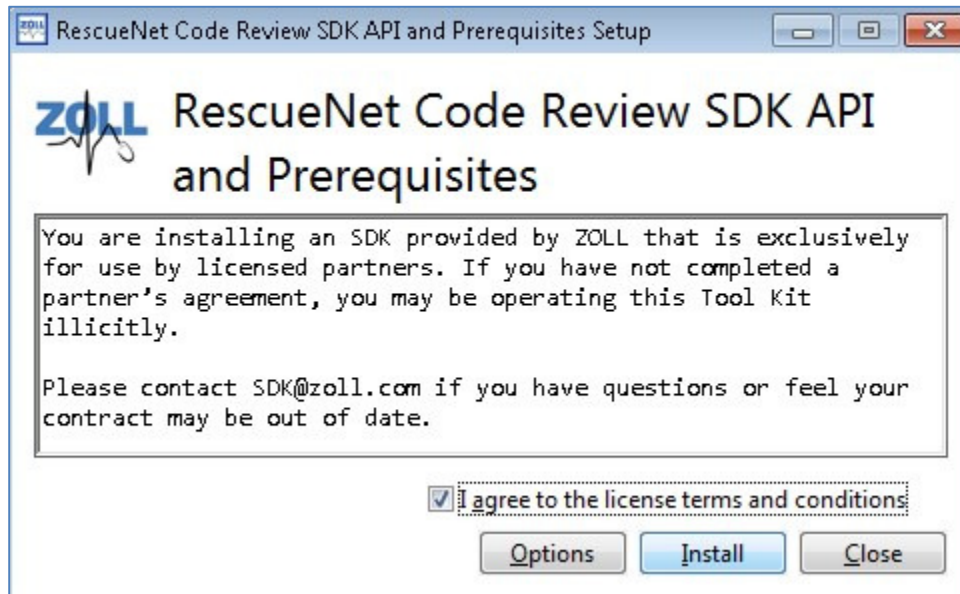
3. Click **Yes**.



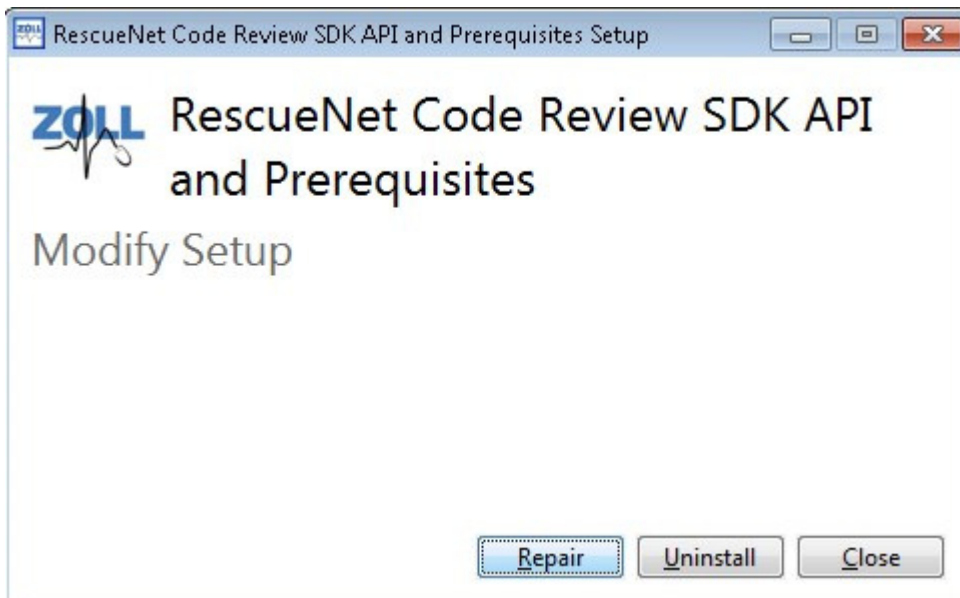
4. Check “**I agree to the license terms and conditions**” box and then click **Install**.

**Upgrade:** Continue to step 5.

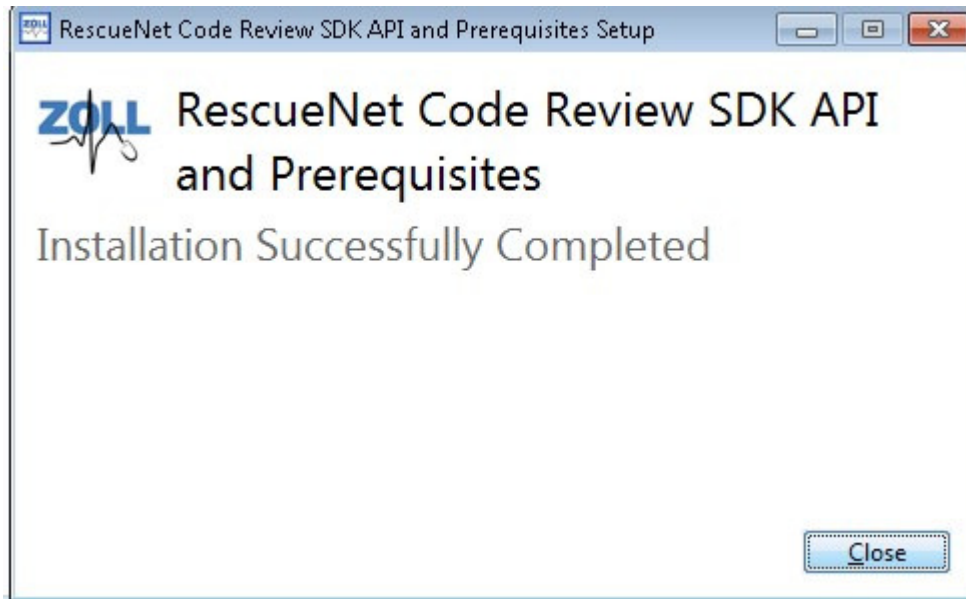
**Install:** Skip to step 6.



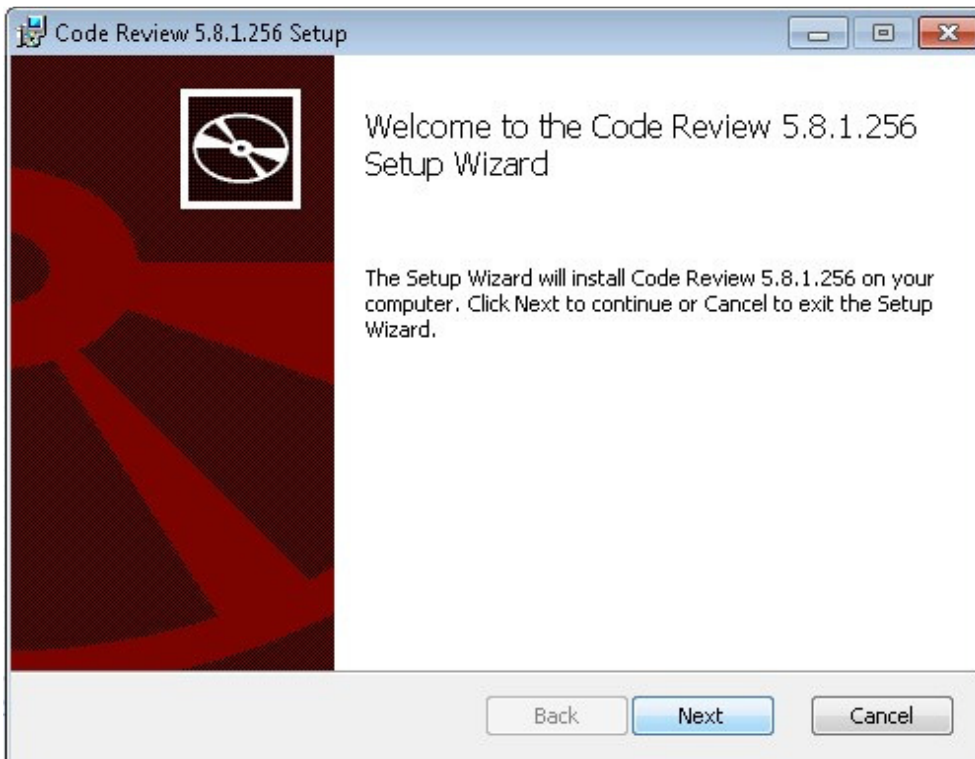
5. **Upgrades only:** Click **Repair**.



6. Click **Close**.

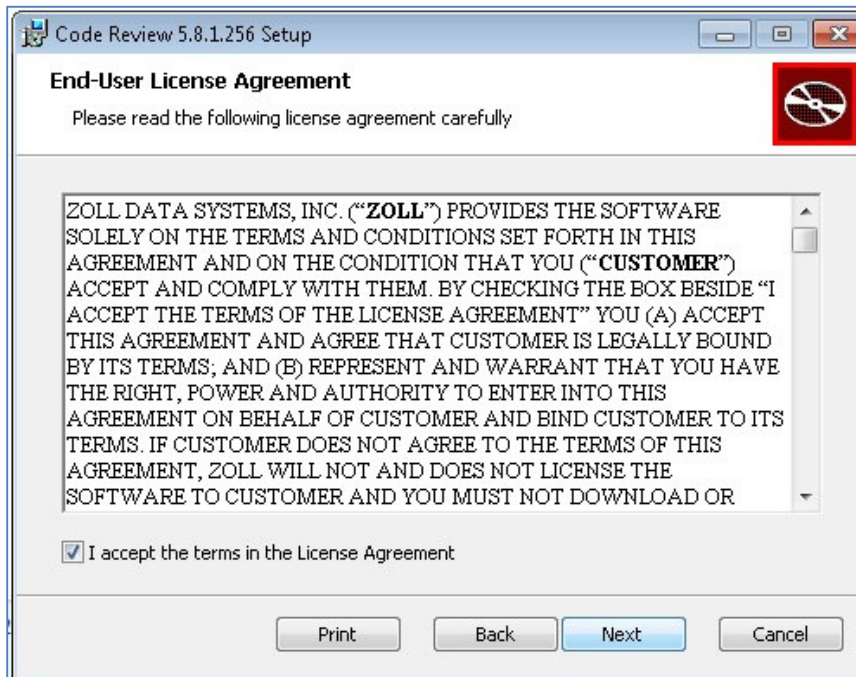


7. Click **Next**.

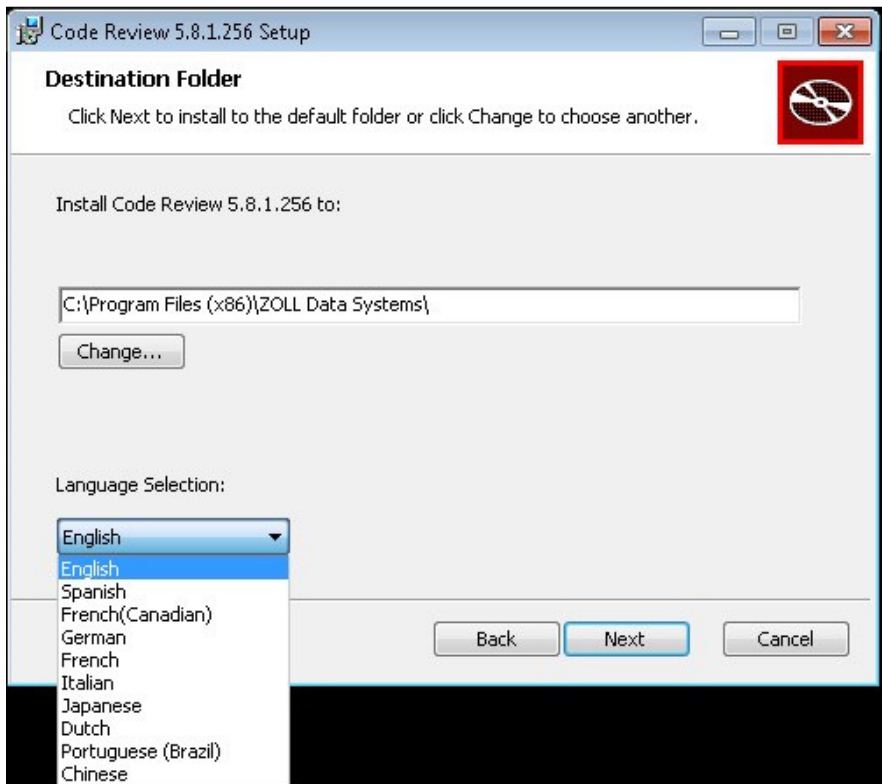




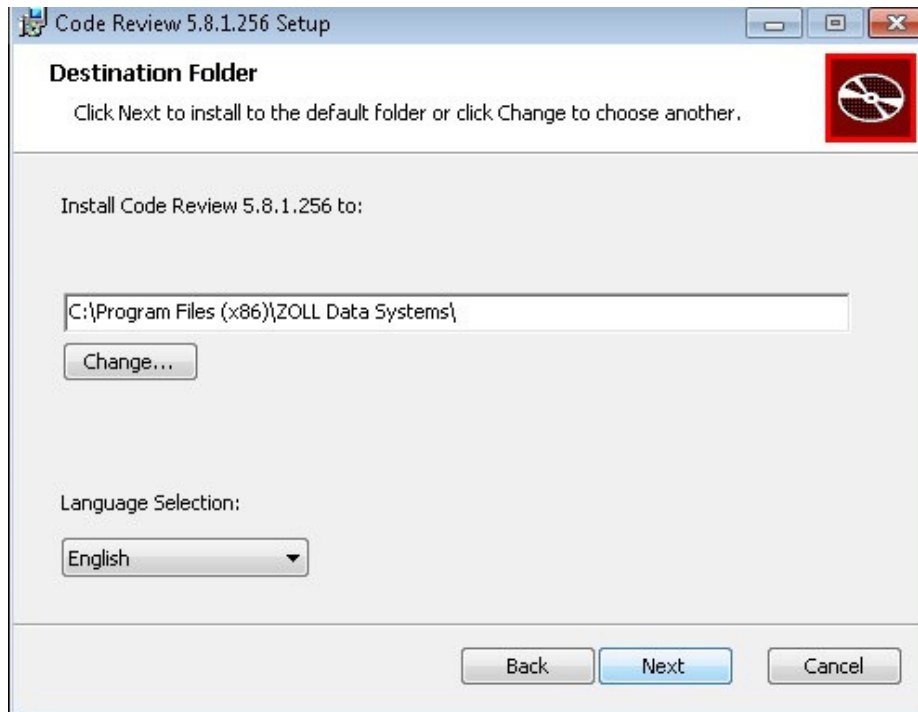
8. Check "I accept the terms of the License Agreement" and then click **Next**.



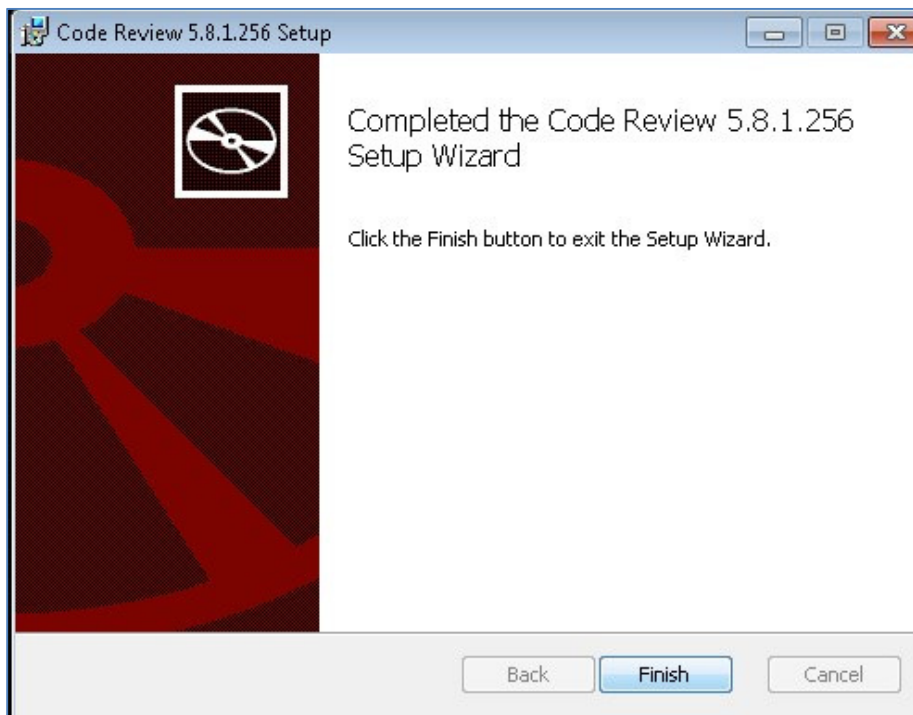
9. Under the Language Selection heading, select your desired language.



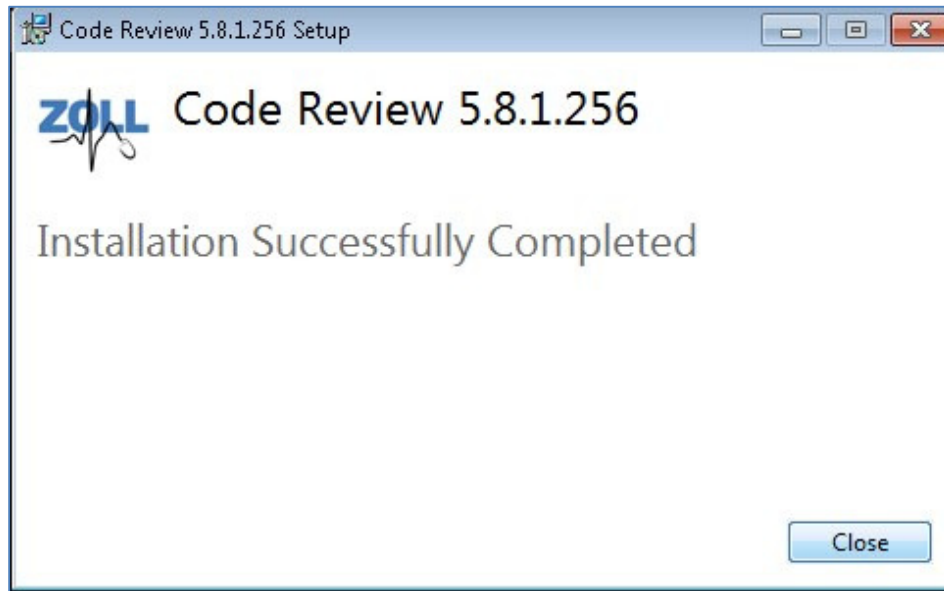
10. Click **Next**.



11. Click **Finish**.



12. The install is complete. Click **Close**.



## Getting Help

For customers in the United States, contact ZOLL Medical Corporation.

ZOLL Medical Corporation  
269 Mill Road  
Chelmsford, MA 01824-4105 USA  
(800)348-9011 or (978)421-9655  
[Supportdata@zoll.com](mailto:Supportdata@zoll.com)  
Fax: (978)421-0015  
[www.zoll.com](http://www.zoll.com)

For customers in all other locations, send email to [Supportdata@zoll.com](mailto:Supportdata@zoll.com) or contact your authorized local ZOLL representative.

International offices use <http://www.zoll.com/contact.htm>.